

















METAL BOTTLE OPENER BUSINESS CARDS

Below is our guidelines and how to design a metal bottle opener business cards. If you have any questions, please contact us at (808) 214-9685

NOTE: All submitted art files must be created in full vector format and all live fonts must be outlined (made into objects).

DESIGN IN 3 COLORS

| | | | |
|---|---|--|--|
|  Stainless Steel Surface |  Laser Etched Area |  Cut-Through Area (White) |  Your Color (If applicable) |
|  Black Metal Surface |  Laser Etched Area |  Cut-Through Area (White) |  Your Color (If applicable) |
|  Copper Finish Surface |  Laser Etched Area |  Cut-Through Area (White) |  Your Color (If applicable) |
|  Brass Finish Surface |  Laser Etched Area |  Cut-Through Area (White) |  Your Color (If applicable) |

NOTE: If you are using a white spot color and cutouts, please make all cutout areas **magenta** and note the process with our team.

