
















Metal Invitations

Below are the guidelines and how to design a metal invitation.
If you have any questions, please contact us at (808) 214-9685

DESIGN IN 3 COLORS

 Stainless Steel Surface	 10% Etched Area	 Cut-Through Area (White)	 Your Color (If applicable)
 Black Metal Surface	 Laser Etched Area	 Cut-Through Area (White)	 Your Color (If applicable)
 Copper Finish Surface	 10% Etched Area	 Cut-Through Area (White)	 Your Color (If applicable)
 Brass Finish Surface	 10% Etched Area	 Cut-Through Area (White)	 Your Color (If applicable)

NOTE: If you are using a white spot color and cutouts, please make all cutout areas **magenta** and note the process with our team.




10% ETCHED + COLOR FILL (WITH YOUR COLOR)

CUT THROUGH (WHITE)

10% ETCHED AREA

CARD SHAPE

- Standard Invitation dimensions are 4.00 X 6.00".
- Custom shapes acceptable within product dimensions.
- Please keep corner radius .1" or greater.
(Right angles not accepted due to safety concerns).



10% SURFACE ETCHING

- A laser will be used to etch onto the surface of your card.
- Any 10% etched areas must be .05" or more from the card edge.
- Any 10% etched areas must be .02" from any cut-through areas.
- Convert all fonts, strokes and outlines into vector objects.
- Please remove all clipping masks and hidden objects.




CUT THROUGH

- Chemicals will be used to etch through your card where specified.
- Cut-through areas must be minim .02" in diameter.
- Add tie-bars (minimum .02") to any 'floating' material.
(Frequently seen in letters).
- Convert all fonts, strokes and outlines into vector objects.
- Please remove all clipping masks and hidden objects.



COLOR

- Design with actual colors - Pantone preferred, though we will accept CMYK.
- Please label color values within your artwork.
- Colors screen printed onto surface can touch/overlap.
- Please remove all gradients, drop shadows and transparencies.



DESIGN RESOURCES

